

Classe 11

A Product by  
Rancilio Group

# Classe 11

Just  
Forward

 RANCILIO

ENGLISH





# Just Forward

The Rancilio Classe 11 espresso machine redefines the human-machine interaction. Inspired by the language of smartphones, Classe 11 is distinguished by high standards of brewing technology, design and ergonomic solutions.

# Rancilio Classe 11

1

## Brewing technology


Full control over coffee extraction: express your expertise with no limits, thanks to Classe 11's advanced professional features.



2

## Smart interface

Innovative technology is your secret ingredient, with an on-board computer and thorough menu system allowing you to control quality in every cup.



3

## Power to design

Attention to detail and automotive-inspired style make Classe 11 stand out with dynamic lines, robustness and great functionality.



4

## Born to be green

Advanced features make the Classe 11 stand out for innovation, energy performance and heat management.

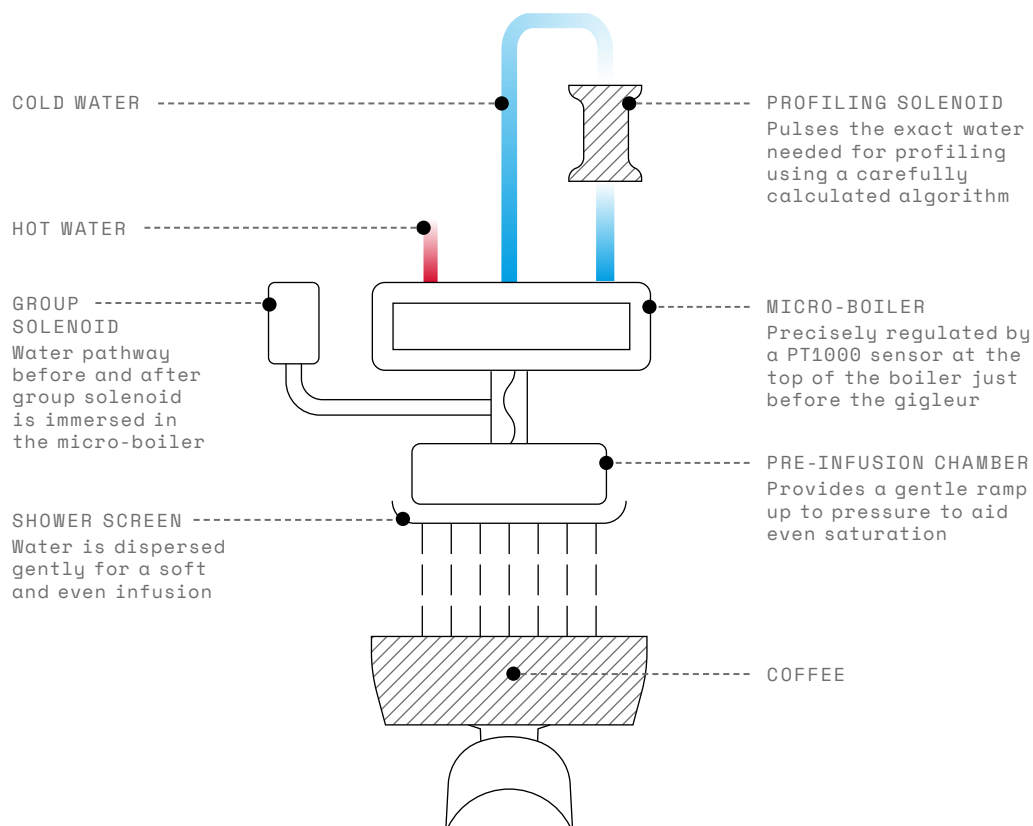
# Brewing Technology

## Independent groups and multi-boiler system

Each independent group is equipped with a micro-boiler and two heating elements, to guarantee the thermal stability for both water temperature and group body, offering maximum accuracy at every cup.

## Dose setting and Plug&Brew

Baristas can programme up to 4 different brew dosages for each group. Thanks to the Plug&Brew function, dosages and main functions are preloaded by default upon installation and ready to use.



## R Temperature Profiling

Temperature Profiling is a technology designed to enhance the sensory properties of any coffee, dynamically adjusting the water temperature during the 25-30 second brewing process: by increasing or decreasing this temperature by up to 5°C (9°F), specific characteristics of the espresso can be changed to achieve significant improvements in the quality of the quality of the product in the cup.

- Rancilio patented technology



# Steam and Water



25° Rotation  
(up - down)

OPEN

O

O

STOP

OPEN/CLOSE

## R C-lever

The C-lever steam valve is operated by rotating the knob just 25°. Turning it upwards, the valve stays open. By turning it downwards, the valve opens and automatically closes when released.



## R iSteam

The iSteam wand features two buttons: "Cappuccino" to heat and froth milk, or "Latte" to heat only.

- Rancilio patented technology

## Cool touch steam wand

The cool touch steam wand is thermally insulated with a double protective coating.

## R X-Tea

Baristas can program water dosages and temperature levels via the digital touchscreen interface.



# Smart Interface

## On-board computer

Enjoy complete command over your Classe 11's functions, thanks to the on-board computer and its usable 5.7" touchscreen control panel.



## Rancilio Drive System

Rancilio Drive System provides three different, password-protected menus to offer the best user experience to baristas, managers and technicians.

## Standard Quality Espresso

By activating the SQE function, baristas can keep the time of each extraction under control to guarantee the same quality in every cup.

# Power to Design



## Strong and elegant standing

The elegant sides and dynamic contours of Classe 11 evoke a brawny physique and strong personality. The back of the machine highlights the quality of its materials, such as stainless steel, and features aesthetic LEDs. Attention to detail and consistency are confirmed by the automotive-style extractor on the back and strong rear feet, designed to emphasise the model's robustness. The groupcovers are asymmetrically shaped to make this area efficient and functional. The working area in stainless steel features side bumpers, a real Rancilio trademark.

## Colours

Great personality makes Classe 11 the ideal equipment for many different kinds of bars and restaurants. Its three colour options allow it to adapt to any concept design style.

- Black
- Frozen Bronze
- White Pearl



## Ergonomic portafilter

The portafilter is fitted with an ergonomic handle, designed to allow baristas to move wrists smoothly for maximum comfort.

### Lighting System

Different colours and pulses are associated with various states of the machine, allowing the operator to monitor what is happening at a glance.



### Tall version

Classe 11 Tall has a taller working area and can accommodate cups up to 14.5 cm in height. It also features an extractable rise plate for traditional espresso cups.



### The Meaning Of Light

Multicoloured RGB LEDs installed on the front of the groupcover help the operator instantly know the operation status:

#### Steady Blue

Machine is ready for use. (steady red for the Xcelsius version).

#### Flashing Blue

Machine is brewing. (flashing red for the Xcelsius version).

#### Green

Cleaning cycle in progress.

#### Flashing Red

Machine not ready for use.

# Born to Be Green

### Energy saving

Insulated boiler and smart energy management save up to 20% of energy in standby mode. By managing different water levels in the boiler, the water-to-steam ratio can be optimised to achieve great brewing performance in heavy load conditions (Performance Mode) or maximum savings in low usage conditions (Eco Mode).

### Cup warmer

The cup warmer has a special heating element that guarantees even temperature distribution across the grid. The five temperature levels are regulated by a special sensor.

### Advanced Boiler Management

ABM is a software developed to improve the performance of the machine in intense use conditions. When simultaneously brewing espresso, dispensing water and steaming milk, ABM switches on the heating element to pre-empt any drops in temperature and ensure constant heating levels. ABM also allows control of the machine's power absorption, reducing it to 2/3 of the normal value where power availability is low.





# Cleaning and Maintenance

## Easy Clean

Easy Clean provides smart management of the brewing unit cleaning process, making it completely automatic and allow to programme 3 automatic daily cleaning cycles, set the optional machine stop if cleaning has not been carried out and view the cleaning cycle history.

## Tech-friendly design

Easy access to internal parts simplifies maintenance and technical support operations.

## Snap&Share

Snap&Share is a QR Code reader app that allows users to share Classe 11's technical parameters, track maintenance operations, monitor consumption and register a new product to activate the warranty. Classe 11's technical parameters, track maintenance operations, monitor consumption and register a new product to activate the warranty.

## Hydro Hub

The Hydro Hub is an innovative system for the comprehensive and integrated management of the hydraulic circuit. The Hydro Hub acts as a circuit board for the machine's water delivery system, simplifying water flow and reducing connection points. This innovative solution eases technical operations while ensuring maximum safety during maintenance.

## V-Flex

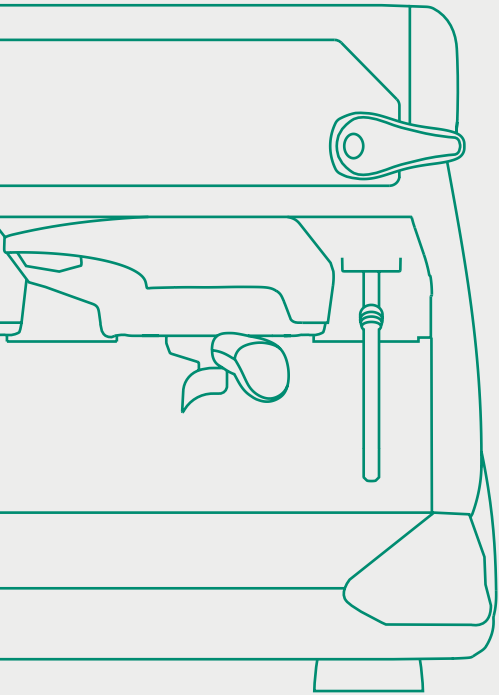
V-Flex is a self-adapting system that harmonises the operating voltage of Classe 11 with voltage variations in the main power supply. This function ensures error-free installation and prevents problems caused by fluctuations in the supply voltage.

## Grid System

The removable cup tray grids are made of scratch-resistant polymer, which makes them conveniently dishwasher-safe. They are designed to allow coffee residues to flow directly into the drain tray, keeping the working area clean.



# Connect



## Telemetry System

Connect: a remote telemetry system to adjust all the parameters, check statistics and ensure optimal functionality.

## Time to Connect

Connect is a remote telemetry system to monitor all the operations performed by a single coffee machine or by a whole set of machines. Thanks to Connect, you can adjust the settings for coffee delivery, analyse consumption statistics and read any messages related to technical assistance and maintenance.

### BENEFITS



# 1

JUST-IN TIME  
CONTROL



# 2

REDUCED  
SERVICE COSTS



# 3

SALES  
OPTIMISATION



# 4

PREDICTIVE  
MAINTENANCE



# 5

CLOUD  
ENVIRONMENT



# 6

ALERTS



# 7

ALWAYS  
CONNECTED



# 8

CONSUMPTION  
STATISTICS

# Classe 11 USB Xcelsius

## Key features

### STANDARD



- + TEMPERATURE PROFILING
- + MULTI-BOILER SYSTEM
- + TOUCHSCREEN INTERFACE
- + STANDARD QUALITY ESPRESSO
- + PLUG&BREW
- + X-TEA
- + COOL TOUCH STEAM WAND
- + C-LEVER
- + DEDICATED GROUPHEAD DISPLAY
- + LED LIGHTS
- + GRID SYSTEM
- + ABM
- + CUP WARMER
- + ECO MODE
- + EASY FIX
- + EASY CLEAN
- + HYDRO HUB
- + SNAP&SHARE
- + USB PORT
- + V-FLEX

### OPTIONAL



- + iSTEAM
- + CONNECT

## Specs

### 2GR

W X D X H  
800 x 600 x 540 mm  
31.5 x 23.6 x 21.2 in

WEIGHT  
85 kg / 187.4 lb

TOTAL POWER  
5450 W

VOLTAGE  
220-240  
380-415 (3N)

FREQUENCY  
50-60 Hz

BOILER CAPACITY  
11 l / 2.4 gal UK  
/ 2.9 gal US

MICRO-BOILER CAPACITY  
15 cl / 5.3 oz UK  
/ 5.1 oz US

NOISE LEVEL DURING USE  
< 70 db

### 3GR

W X D X H  
1040 x 600 x 540 mm  
40.9 x 23.6 x 21.2 in

WEIGHT  
100 kg / 220.5 lb

TOTAL POWER  
6840 W

VOLTAGE  
220-240  
380-415 (3N)

FREQUENCY  
50-60 Hz

BOILER CAPACITY  
16 l / 3.5 gal UK  
/ 4.2 gal US

MICRO-BOILER CAPACITY  
15 cl / 5.3 oz UK  
/ 5.1 oz US

NOISE LEVEL DURING USE  
< 70 db

### 4GR

W X D X H  
1280 x 600 x 540 mm  
50.4 x 23.6 x 21.2 in

WEIGHT  
115 kg / 253.5 lb

TOTAL POWER  
7200 W

VOLTAGE  
220-240  
380-415 (3N)

FREQUENCY  
50-60 Hz

BOILER CAPACITY  
22 l / 4.8 gal UK  
/ 5.8 gal US

MICRO-BOILER CAPACITY  
15 cl / 5.3 oz UK  
/ 5.1 oz US

NOISE LEVEL DURING USE  
< 70 db

## Materials

### BODY

Die-cast aluminium


### CONTROL PANEL

Shock-proof tempered glass

### GROUP COVERS

Die-cast metal alloy

## Colours

-  + FROZEN BRONZE
-  + BLACK
-  + PEARL WHITE

# Classe 11 USB

## Key features

### STANDARD



- + TOUCHSCREEN INTERFACE
- + STANDARD QUALITY ESPRESSO
- + PLUG&BREW
- + X-TEA
- + COOL TOUCH STEAM WAND
- + C-LEVER
- + LED LIGHTS
- + GRID SYSTEM
- + ABM
- + CUP WARMER
- + ECO MODE
- + EASY FIX
- + EASY CLEAN
- + HYDRO HUB
- + SNAP&SHARE
- + USB PORT
- + V-FLEX

### OPTIONAL



- + STEADY BREW
- + iSTEAM
- + CONNECT



## Specs

2GR	3GR	4GR
<p>W X D X H 800 x 600 x 540 mm 31.5 x 23.6 x 21.2 in</p>	<p>W X D X H 1040 x 600 x 540 mm 40.9 x 23.6 x 21.2 in</p>	<p>W X D X H 1280 x 600 x 540 mm 50.4 x 23.6 x 21.2 in</p>
<p>WEIGHT 85 kg / 187.4 lb</p>	<p>WEIGHT 100 kg / 220.5 lb</p>	<p>WEIGHT 115 kg / 253.5 lb</p>
<p>TOTAL POWER 4950 W</p>	<p>TOTAL POWER 6750 W</p>	<p>TOTAL POWER 6800 W</p>
<p>VOLTAGE 220-240 380-415 (3N)</p>	<p>VOLTAGE 220-240 380-415 (3N)</p>	<p>VOLTAGE 220-240 380-415 (3N)</p>
<p>FREQUENCY 50-60 Hz</p>	<p>FREQUENCY 50-60 Hz</p>	<p>FREQUENCY 50-60 Hz</p>
<p>BOILER CAPACITY 11 l / 2.4 gal UK / 2.9 gal US</p>	<p>BOILER CAPACITY 16 l / 3.5 gal UK / 4.2 gal US</p>	<p>BOILER CAPACITY 22 l / 4.8 gal UK / 5.8 gal US</p>
<p>NOISE LEVEL DURING USE &lt; 70 db</p>	<p>NOISE LEVEL DURING USE &lt; 70 db</p>	<p>NOISE LEVEL DURING USE &lt; 70 db</p>

## Materials

- BODY  
Die-cast aluminium
- CONTROL PANEL  
Shock-proof tempered glass
- GROUP COVERS  
Die-cast metal alloy

## Colours

-  + FROZEN BRONZE
-  + BLACK
-  + PEARL WHITE

# Classe 11 USB Xcelsius Tall

## Key features

### STANDARD



- + TEMPERATURE PROFILING
- + MULTI-BOILER SYSTEM
- + TOUCHSCREEN INTERFACE
- + STANDARD QUALITY ESPRESSO
- + PLUG&BREW
- + X-TEA
- + COOL TOUCH STEAM WAND
- + C-LEVER
- + DEDICATED GROUPHEAD DISPLAY
- + LED LIGHTS
- + GRID SYSTEM
- + ABM
- + CUP WARMER
- + ECO MODE
- + EASY FIX
- + EASY CLEAN
- + HYDRO HUB
- + SNAP&SHARE
- + USB PORT
- + V-FLEX

### OPTIONAL



- + iSTEAM
- + CONNECT

## Specs

### 2GR

W X D X H  
800 x 600 x 540 mm  
31.5 x 23.6 x 21.2 in

WEIGHT  
85 kg / 187.4 lb

TOTAL POWER  
5450 W

VOLTAGE  
220-240  
380-415 (3N)

FREQUENCY  
50-60 Hz

BOILER CAPACITY  
11 l / 2.4 gal UK  
/ 2.9 gal US

MICRO-BOILER CAPACITY  
15 cl / 5.3 oz UK  
/ 5.1 oz US

NOISE LEVEL DURING USE  
< 70 db

### 3GR

W X D X H  
1040 x 600 x 540 mm  
40.9 x 23.6 x 21.2 in

WEIGHT  
100 kg / 220.5 lb

TOTAL POWER  
6840 W

VOLTAGE  
220-240  
380-415 (3N)

FREQUENCY  
50-60 Hz

BOILER CAPACITY  
16 l / 3.5 gal UK  
/ 4.2 gal US

MICRO-BOILER CAPACITY  
15 cl / 5.3 oz UK  
/ 5.1 oz US

NOISE LEVEL DURING USE  
< 70 db

### 4GR

W X D X H  
1280 x 600 x 540 mm  
50.4 x 23.6 x 21.2 in

WEIGHT  
115 kg / 253.5 lb

TOTAL POWER  
7200 W

VOLTAGE  
220-240  
380-415 (3N)

FREQUENCY  
50-60 Hz

BOILER CAPACITY  
22 l / 4.8 gal UK  
/ 5.8 gal US

MICRO-BOILER CAPACITY  
15 cl / 5.3 oz UK  
/ 5.1 oz US

NOISE LEVEL DURING USE  
< 70 db

## Materials

### BODY

Die-cast aluminium

### CONTROL PANEL

Shock-proof tempered glass

### GROUP COVERS

Die-cast metal alloy

## Colours

-  + FROZEN BRONZE
-  + BLACK
-  + PEARL WHITE

## Tall version



MAX CUP HEIGHT  
14.5 cm / 5.7 in

# Classe 11 USB Tall

## Key features

### STANDARD



- + TOUCHSCREEN INTERFACE
- + STANDARD QUALITY ESPRESSO
- + PLUG&BREW
- + X-TEA
- + COOL TOUCH STEAM WAND
- + C-LEVER
- + LED LIGHTS
- + GRID SYSTEM
- + ABM
- + CUP WARMER
- + ECO MODE
- + EASY FIX
- + EASY CLEAN
- + HYDRO HUB
- + SNAP&SHARE
- + USB PORT
- + V-FLEX

### OPTIONAL



- + STEADY BREW
- + iSTEAM
- + CONNECT

## Specs

### 2GR

W X D X H  
800 x 600 x 540 mm  
31.5 x 23.6 x 21.2 in

WEIGHT  
85 kg / 187.4 lb

TOTAL POWER  
4950 W

VOLTAGE  
220-240  
380-415 (3N)

FREQUENCY  
50-60 Hz

BOILER CAPACITY  
11 l / 2.4 gal UK  
/ 2.9 gal US

NOISE LEVEL DURING USE  
< 70 db

### 3GR

W X D X H  
1040 x 600 x 540 mm  
40.9 x 23.6 x 21.2 in

WEIGHT  
100 kg / 220.5 lb

TOTAL POWER  
6750 W

VOLTAGE  
220-240  
380-415 (3N)

FREQUENCY  
50-60 Hz

BOILER CAPACITY  
16 l / 3.5 gal UK  
/ 4.2 gal US

NOISE LEVEL DURING USE  
< 70 db

### 4GR

W X D X H  
1280 x 600 x 540 mm  
50.4 x 23.6 x 21.2 in

WEIGHT  
115 kg / 253.5 lb

TOTAL POWER  
6800 W

VOLTAGE  
220-240  
380-415 (3N)

FREQUENCY  
50-60 Hz

BOILER CAPACITY  
22 l / 4.8 gal UK  
/ 5.8 gal US

NOISE LEVEL DURING USE  
< 70 db


## Materials

BODY  
Die-cast aluminium

CONTROL PANEL  
Shock-proof tempered glass

GROUP COVERS  
Die-cast metal alloy

## Colours

-  + FROZEN BRONZE
-  + BLACK
-  + PEARL WHITE

## Tall version



MAX CUP HEIGHT  
14.5 cm / 5.7 in

 **RANCILIO** GROUP

[ranciogroup.com](http://ranciogroup.com)



an Ali Group company



The Spirit of Excellence