














*ECOLINE*



 **adler**  
professional dishwashers

*dishwashing passion since 1960* 🇮🇹

Adler is a reality since 1960, when from an ancient "Spinning Mill" it turns into a new and innovative manufacturing industry specialized in the production of all kind of professional dishwashers. With more than 300.000 dishwashers produced and decades of experience on the market, today our company has a wide network of clients all around the world. Year by year we constantly improved our products, studying new and innovative solutions to satisfy all needs of the market. Adler dishwashers are strictly controlled and carefully tested to satisfy all requirements, including the environmental ones, of any country. All electrical and electronic components are carefully controlled and supplied from European certified companies. In addition to our standard products, we are able to personalize our machines according with the Clients' needs. Dishwashing is a passion we have since 1960!





## Our history

1960 Adler was established and starts its activity in the production of electrical appliances.

1975 first professional dishwashers made with Adler brand A100 serie.

1980 second generation of dishwashers B100 serie.

1993 third generation of dishwashers with fixed rack CF serie.

2009 first dishwasher made with single insulation ECO serie.

2010 first dishwashers made with electronic LED control TOP serie.

2013 first dishwasher made with single insulation and electronic LED control EVO serie.

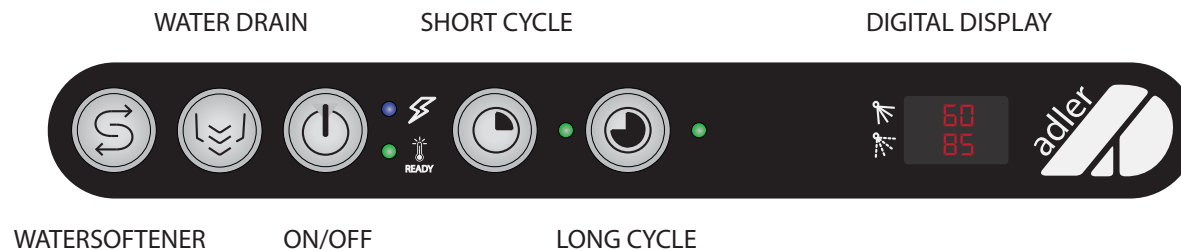



2015 second generation of dishwashers made with single insulation ECO serie.

Today Adler is a successful manufacturer on all kind of dishwashers with a worldwide export net.





Easy and user friendly during daily operations with large dimension of the buttons and brightness of LED lights, which are clearly visible in low light and simplify user and staff training time. Hoodtype models have the possibility to choose automatic or manual start cycle. All dishwashers have digital display with multifunction messages to facilitate reading of the user. Our dishwashers are specifically studied to reduce daily cleaning operation with minimum and easy maintenance time. Washing chamber is neat without any obstructions. Filters, rack guides and wash arms are profiled with ergonomic shape to facilitate access and removal. Special wash automatic cycle program cleans the tank when the machine is turned off at the end of each use. Our dishwashers simple also for technical service by positioning all components in front of the machine and accessible through an intelligent electrical drawer that reduces considerably service time.



WATERSOFTENER

ON/OFF

LONG CYCLE



*EASY TO USE.*









*SAFE.*



For Adler safety means safe product for the user to reduce chance of injury, safe design for a comfortable working environment and safe manufacturing with test and control on our product. New redesigned tank reduces dirt collection and bacteria proliferation inside of the machine, increases safety during daily cleaning and maintenance operations. Body, external housing and chassis of the machine are made in robust and sturdy inox stainless steel, with reinforced door hinges to ensure long life reliability and comfortable use.

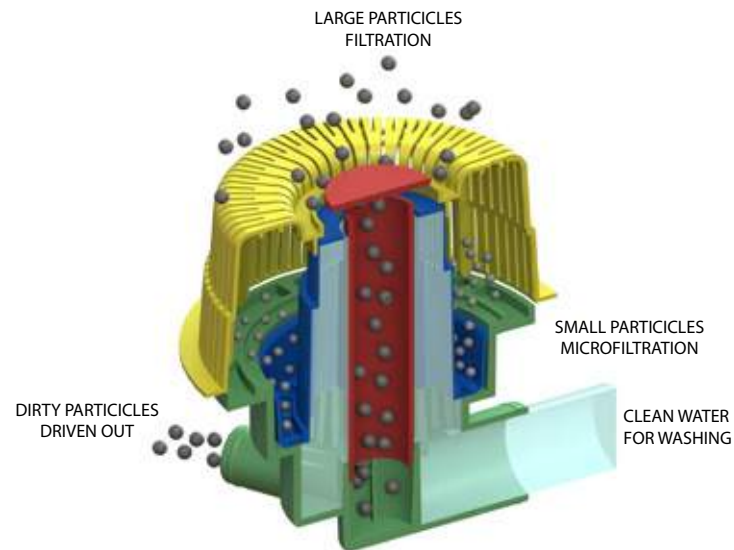
Door is double insulated with ergonomic handle to maximize safety. All machines are tested and subjected to strict safety controls in compliance with the European regulations and the laws of all countries we export including electromagnetic regulations.





## dFilter technology

New dFilter technology system is developed to keep dirt particles outside of the washing line to guarantee excellent washing performances and preserve all hydraulics and electrical components. Our filtration system is composed with external and internal micro filtration sections for large and small dirt particles. Parts are fully moulded made with high and robust quality composite material including 30% fiberglass which increases resistance to high temperatures and aggressive chemical solutions. Maintenance is very simple and safe as a result of to the new interlocking system tool free and easy to use.





## *CLEAN.*

Accurate and continuous search on dishwashing brought us to high standard level of washing results. Efficient wash arms and wash motor pump in combination with our double filtration system and selection of different cycle programs, we reached excellent washing results even in the most difficult conditions with very dirt dishes. Our final rinse is made with high temperature up to 85°C with specific blade shape spray jets designed to cover all dishes on the rack and eliminate bacteria. We also offer adjustable rinse and detergent dispensers to achieve brilliant and perfect clean dishes without flakes and stains. A series of other accessories like built-in automatic automatic watersoftener system for limescale improves quality of the water to have shiny dishes and preserve also hydraulic components.



now each cycle is  
**45%**  
more efficient






Adler is committed to protect the environment applying on its products new efficient solutions to reduce water, energy and chemicals consumptions up to 45% than previous models. Today our dishwashers are more energy efficient, have more water care and are faster than before. Robust structure keeps temperature inside of the machine by reducing waste of heat and noise level which contributes to a better and comfortable working environment. Various choice of wash programs are studied ad hoc to reduce waste of water and chemicals. New and redesigned wash tank with minimum capacity of water reduces considerably time of ready machine. As a result, less quantity of water, energy and chemicals necessary for washing, less waste and pollution produced on the environment. Our manufacturer ensure minimal environmental impact and maximum energy efficiency in compliance with the European laws and regulations.

**GREEN.**



only 0,05gr CO<sub>2</sub>



## SAVE.

Savings costs of running and maintenance today is a must and only possible with an efficient wash system. The main factors that contribute running costs of a dishwasher are: water, energy and chemical consumption.

As a result: - *water consumption* + *saving on energy and chemicals* - costs.

Adler dishwashers have reached minimum level of waste using new innovative systems and contribute to save running costs up to 45% less than previous models.






up to  
**45%**  
of saving per cycle





## maximize your productivity

Maximize your productivity and your profit in your kitchen with efficient equipment. Adler offers a large variety of dishwashers models with different options and accessories to satisfy most of your needs and increase your work flow. Our mission is to provide all washing solutions with the ability to build ad hoc products for every type of customer.



# Our family.

undercounter  
glasswasher



ECO35

undercounter  
glasswasher



ECO40

undercounter  
dishwasher



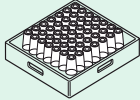
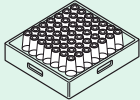
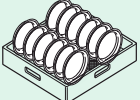
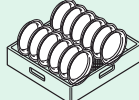
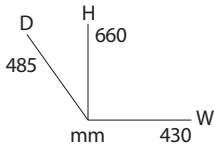
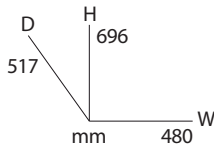
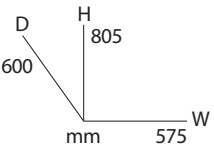
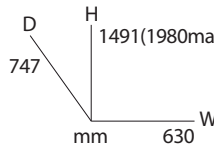
ECO50

hoodtype  
dishwasher



ECO1000

# TECHNICAL FEATURES

MODEL	<b>ECO35</b>	<b>ECO40</b>	<b>ECO50</b>	<b>ECO1000</b>
Interface Type	Mechanical	Mechanical	Mechanical	Mechanical
Clearance	276 mm	276 mm	355 mm	420 mm
Cycle	2 min	1-2 min	1-3 min	1-3-4 min
Rinse Aid Dispenser	√	√	√	√
Detergent Dispenser	•	•	•	•
Drain Pump	•	•	•	•
Inox Wash Arms	•	•	•	•
Surface Filters	n/a	•	•	√
Watersoftener	•	•	•	•
Temperature Display	•	•	•	•
Tank Capacity	9 lt.	11 lt.	17 lt.	20 lt.
Boiler Capacity	3 lt.	3 lt.	7 lt.	10 lt.
Tank Heater	2 kW	2 kW	2,8 kW	4 kW
Boiler Heater	2,4 kW	2,4 kW	2,8 - 6 kW	9 - 4 kW
Power Supply	230V/1N	230V/1N	230V/1N - 400V/3N	400V/3N - 230V/1N
Washing Pump	0,20 kW/0.3hp	0,20 kW/0.3hp	0,55 kW/0.75h	0,75 kW/1hp
Max. Power Rating	11.5A/2,5kW 230V/1N	11.5A/2,5kW 230V/1N	15A/3,4kW 230V/1N 9.6A/6,6kW 400V/3N	14.2A/9,8kW 400V/3N 21A/4,8kW 230V/1N
Inlet Pressure	2 ÷ 4 bar	2 ÷ 4 bar	2 ÷ 4 bar	2 ÷ 4 bar
Weight	30 kg	38 kg	60 kg	130 kg
Water Consumption	1,5 lt./cycle **	1,5 lt./cycle **	1,5 lt./cycle **	1,5 lt./cycle **
Standard Equipment	1 Rack (Universal) 1 Cutlery Cont.	1 Rack (Universal) 1 Cutlery Cont.	2 Racks (Univ+Plate) 1 Cutlery Cont.	2 Racks (Univ+Plate) 1 Cutlery Cont.
Hour Production	up to 30 racks/h *	up to 60 racks/h *	up to 60 racks/h *	up to 60 racks/h *
Rack Dimensions	 350x350	 400x400	 500x500	 500x500
Dimensions	 D: 485, H: 660, W: 430	 D: 517, H: 696, W: 480	 D: 600, H: 805, W: 575	 D: 747, H: 1491(1980max), W: 630

\* inlet water temperature 55°C.

\*\* inlet water pressure 2 bar.

√ included • optional n/a not available

