

Contact Information

If you have any question, please feel free to approach our distributor in your local market or you can directly contact our customer service personnel as below.

Export Department (for all overseas markets except China):

E-mail: cs@sunnex.com.hk or sales@sunnex.com.hk

Tel: +86-755-2555-4131 or +852-2775-0204

Website: www.sunnex.com.hk

Hong Kong Office:

20/F., Sunbeam Plaza, 1155 Canton Road, Kowloon, Hong Kong.

China (Sha Tou Jiao) Office:

2/F., Block A, Dong He Industrial Building, Yue He Street, Shen Sha Road, Sha Tou Jiao, Shen Zhen, China

China Sales Department:

E-mail: sales@sunnexchina.com

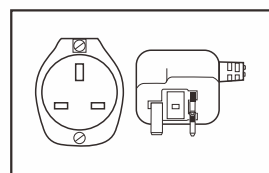
Tel: +86-755-2555-1458

Website: www.sunnexchina.com

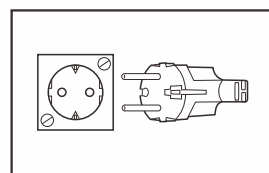
China (Sha Tou Jiao) Office:

2/F., Block A, Dong He Industrial Building, Yue He Street, Shen Sha Road, Sha Tou Jiao, Shen Zhen, China

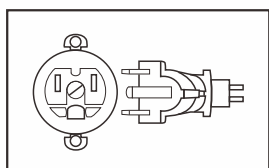
Optional Plugs



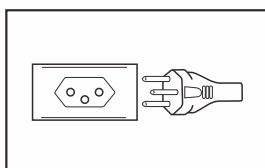
U01-0501



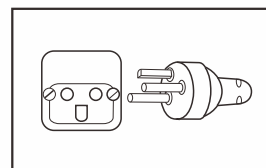
U01-05011



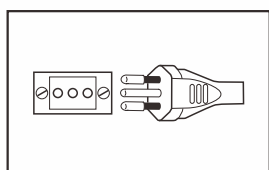
U01-05013



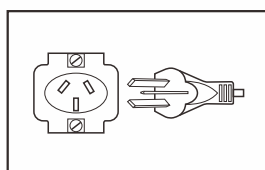
U01-05014



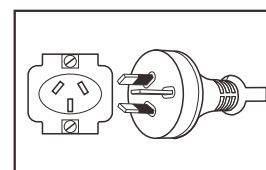
U01-05015



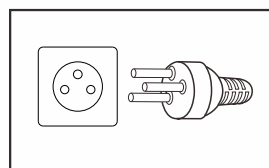
U01-05016



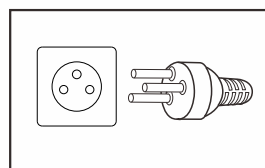
U01-05017



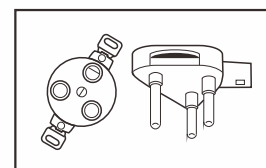
U01-05017A



U01-05018



U01-05018A



U01-05019



SUNNEX®

Instruction Manual of Electric Beverage Dispenser



www.sunnex.com.hk

SUNNEX®

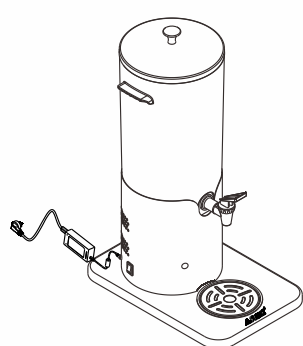
SUNNEX®

www.sunnex.com.hk

4

SUNNEX PRODUCTS LIMITED

Product Specification



Item No.	U01-0501
Shape / Cap	5ltr (5.3u.s.qt)
Size	33.0(L) x 22.0(W) x 49.2(H)cm
Voltage	220 – 240vac, 50 / 60hz
Power Consumption	60w
Adapter	DC12v

Warning

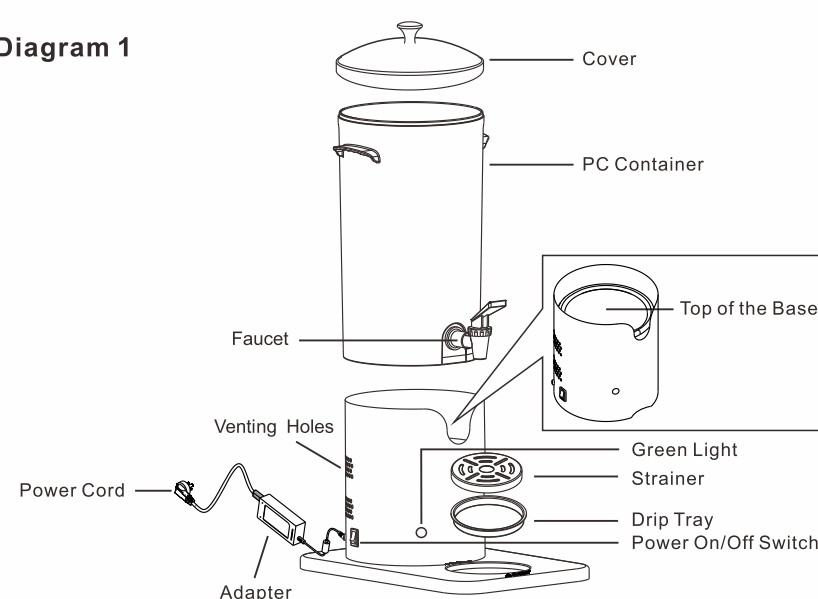
- The unit is not for hot beverage serving.
- Do not immerse the base in water.
- Do not leave or drop beverage onto the top of the base or it may cause malfunction of the unit.
- Do not block the Venting Holes at the back of the base, or drop beverage or dirt into the holes as it may cause malfunction of the unit.
- Place the unit in an upright position on a flat surface.
- Make sure the power is cut off before cleaning.
- This appliance must be earthed and is for indoor use only.
- Product Disposal: Dispose in accordance with any local and national disposal regulations relating to the reuse, recovery and recycling of waste electrical and electronic equipment (WEEE).
- This appliance is not intended for use by persons (including children) with reduced physical, sensory or mental capabilities, or lack of experience and knowledge, unless they have been given supervision or instruction concerning use of the appliance by a person responsible for their safety.
- Children should be supervised to ensure that they do not play with the unit.

www.sunnex.com.hk

1

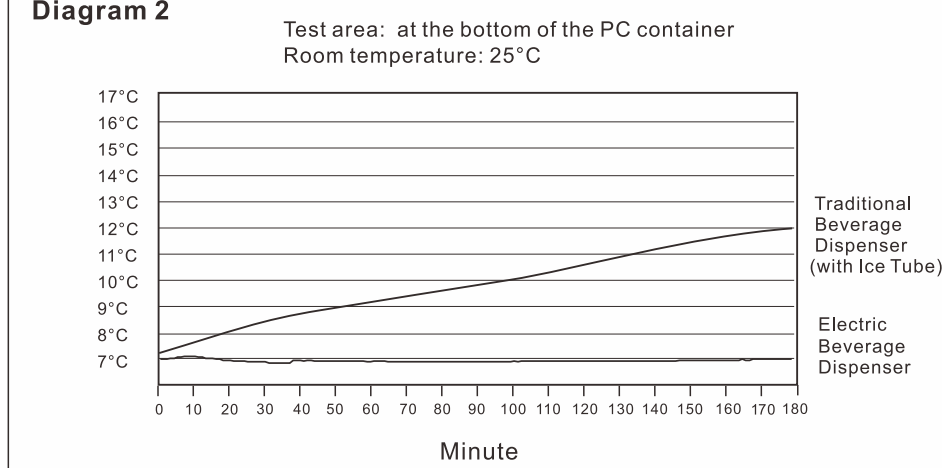
Product Drawing

Diagram 1



Comparisons between Electric and Traditional Beverage Dispenser

Diagram 2



The Strengths of Sunnex Electric Beverage Dispenser

- Economical and safe as it only consumes 60w / hour, DC12v.
- Save space as no need to have ice tube to contain ice.
- Convenient, hygienic and save cost as it keeps cool automatically, no need to refill ice.

www.sunnex.com.hk

2

How to Use

1. Sunnex Electric Beverage Dispenser is equipped with PN Junction Semiconductor to steadily keep beverage cool for a long time.
2. To enable the dispenser to perform properly, it is necessary that the dispenser should be filled with cold or refrigerated beverage.
3. When the dispenser is plugged in, the voltage 220 - 240vac will be converted to low voltage DC12v through the Adapter.
4. When the Power On/Off Switch is turned on in "I" position, the Green Light is on and the dispenser starts keeping the beverage cool.
5. When the Power On/Off Switch is turned off in "0" position, the Green Light is off and the Dispenser stops keeping the beverage cool.

How to Clean

1. Before cleaning, turn off the Power On/Off Switch to "0" position and unplug the unit.
2. Remove the Cover, the PC Container, Strainer and Drip Tray, wash them with clean, soapy water using a mild detergent. Rinse thoroughly with clean water. Dry them completely before assembling the unit.
3. For the outer surface of the Base, only wipe it over with a damp cloth using a mild detergent.

Optional Parts

Picture	Description	Part No.
	PC Container	BP2284
	Cover	030510L
	Faucet	P2285
	Strainer	B2358M
	Drip Tray	B2359M

www.sunnex.com.hk

3